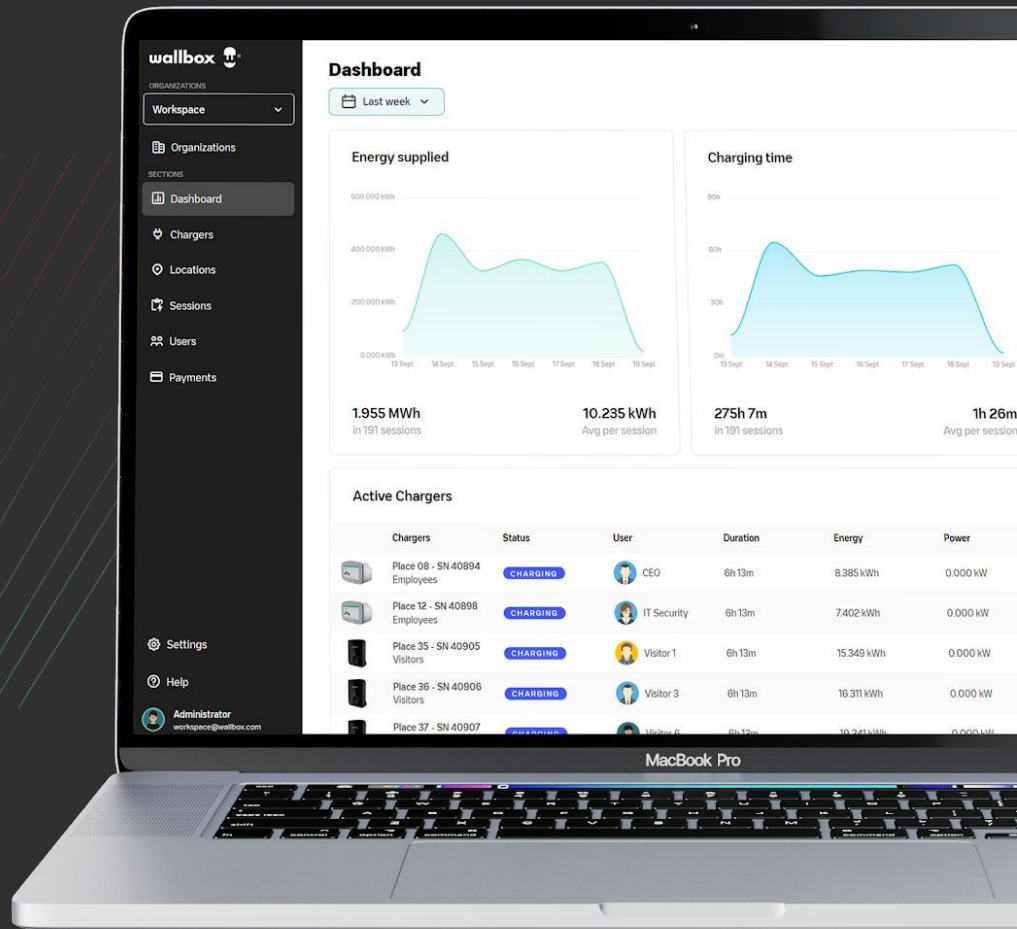




myWallbox

Our intelligent software



Charger management made easy with myWallbox

1 Maximum flexibility, no concessions

From **load balancing** and **user management** to **automated payments**!

2 Out of the box, ready for commissioning

Doesn't get easier than this, activate your charger and set up the infrastructure.

3 All of myWallbox features are now *free*!

Just getting **chargers online** is what it takes to start running smooth!



**Energy
Management**
for multi-charger
projects



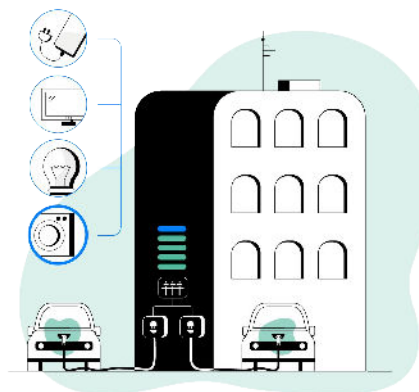
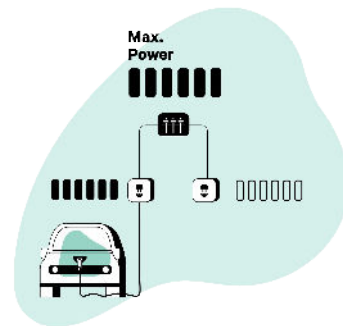
ENERGY MANAGEMENT

Charger load management

Distribute your building's power between all connected EVs in real time.

- ✓ Charge up to 25 EVs at once.
- ✓ Future proof solution: Add additional chargers in case of installation extension.
- ✓ Choose the load management solution that suits your project the better, static or dynamic.

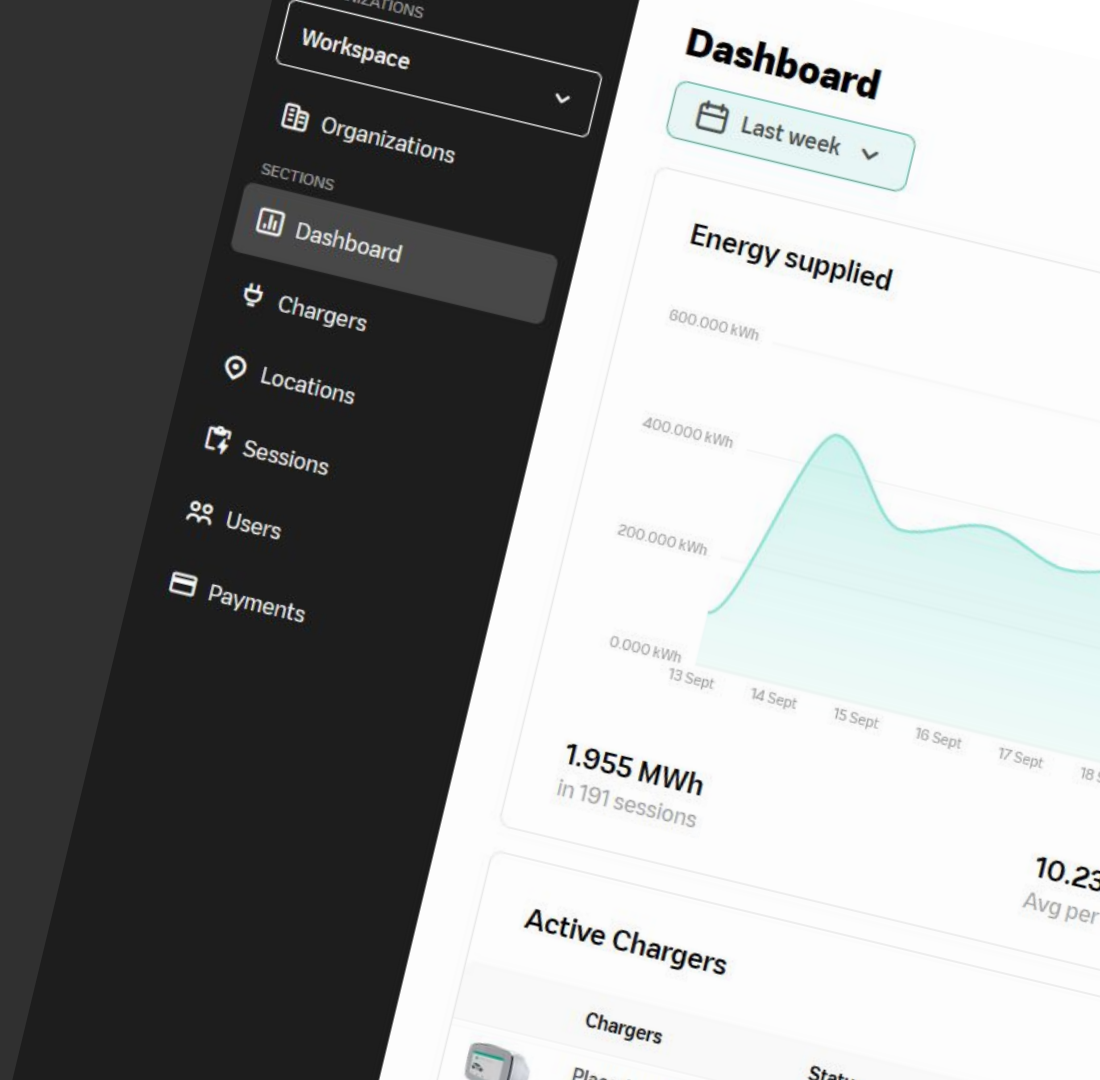
Power Sharing
Static load balancing



Dynamic Power Sharing
Dynamic load balancing

Administration platform

for access and
management



ACCESS TOOLS

myWallbox access & tools



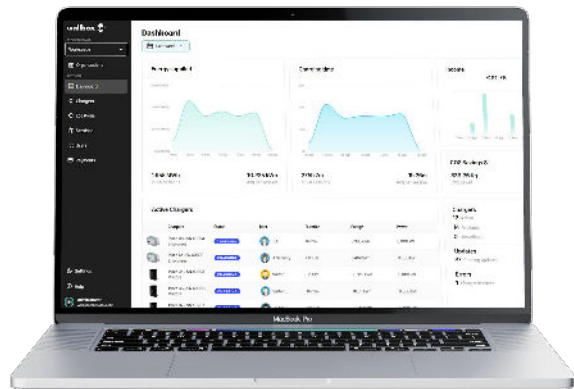
App



Touchscreen



RFID



Portal

EV Drivers

- ✓ Start charging sessions
- ✓ Check historical consumption
- ✓ Contact customer support

Administrators

- ✓ Add chargers and configure chargers

Administrators

- ✓ Add and manage chargers
- ✓ Add and manage users
- ✓ Reporting and real-time status
- ✓ Enable automated payments

Chargers management

Create locations to **group your chargers**.

1

Define locations details such as **address** and **energy costs**.

2

Get a detailed view of your **chargers status** and **assigned rates**.

3

Make your chargers **public** by publishing them on Electromaps to attract new customers to your business.

The interface shows a 'Locations' management page. At the top, there's a search bar for 'Search Locator' and a dropdown for 'Locations: All'. Below is a map of Europe with a location marker in Spain. The main content area is titled 'Department Parking' and includes a 'Publish on Electromaps' button. A table lists 6 chargers with columns for 'Charger', 'Status', 'Pay per Charge', and 'Pay per Month'. The status column shows various states like 'LOCKED', 'WAITING', 'ERROR IN CHARG', and 'CHARGING'. The 'Pay per Charge' column shows rates for 'Visitors rate' and 'Employees rate'. The 'Pay per Month' column shows monthly costs for 'Employees rate'.

Locations

Search Locator Locations: All Clear all

France Switzerland Slovenia Croatia Monaco Italy Andorra

← Locations
Department Parking

Help your customers find you more easily
Publish your locations on Electromaps to promote your charging points and attract more clients.

Publish on Electromaps

6 Chargers

Charger	Status	Pay per Charge	Pay per Month
Place 04 - SN 40...	LOCKED	Visitors rate: Enabled €0.20 Cost per kWh	Employees rate: Enabled €0.50 + €0.50 Cost per kWh
Place 05 - SN 40...	LOCKED	Disabled	Employees rate: Enabled €0.50 + €0.50 Cost per kWh
Place 06 - SN 40...	LOCKED	Visitors rate: Enabled €0.20 Cost per kWh	Employees rate: Enabled €0.50 + €0.50 Cost per kWh
Place 10 - SN 40...	WAITING	Disabled	Disabled
Place T1 - SN 40...	ERROR IN CHARG	Visitors rate: Enabled €0.20 Cost per kWh	Employees rate: Enabled €0.50 + €0.50 Cost per kWh
Place 12 - SN 40...	CHARGING	Visitors rate: Enabled €0.20 Cost per kWh	Employees rate: Enabled €0.50 + €0.50 Cost per kWh

Location details

Organization
Workspace

Street address
Carrer del Foc, 68, Barcelona, Catalunya, Spain, 08038

EL PORT SANTS-MONTJUÏC

Location Type
Private company

Energy type
Renewable

Energy cost
€0,12

Chargers management

Manage multiple chargers with ease.

- 1 **Fast and easy** bulk chargers on-boarding via .csv
- 2 **Filter** chargers by **multiple criteria**
- 3 Define **rules** and **exceptions**, change individually or in bulk.
- 4 **Set payments fees, remotely update** or **restart** chargers.
- 5 Check **real-time** chargers **status**

The screenshot displays the 'Chargers' management interface. At the top right, there is a '+ Add charger' button. Below it, a search bar 'Search Chargers' is followed by filters for 'Chargers: All', 'Visitor parking', and 'Status: All'. A summary bar indicates '7 Chargers selected' and provides buttons for 'Payments Settings', 'Update', and 'Restart'. The main table lists 7 chargers, each with a status indicator (e.g., LOCKED, CHARGING, ERROR IN CHARGE) and icons for MID, update, lock, and Wi-Fi. A vertical bar on the left of the table shows a color-coded selection status for each row.

Selection	Charger ID	Location	Status	MID	Update	Lock	Wi-Fi
✓	Place 04 - SN 40902	Department Parki...	LOCKED	✓	✓	✓	✓
✓	Place 05 - SN 40891	Department Parki...	LOCKED	✓	✓	✓	✓
✓	Place 06 - SN 40892	Department Parki...	LOCKED	✓	✓	✓	✓
✓	Place 08 - SN 40894	Department Parki...	CHARGING	✓	✓	✓	✓
✓	Place 09 - SN 40895	Department Parki...	LOCKED	✓	✓	✓	✓
✓	Place 11 - SN 40897	Department Parki...	ERROR IN CHARGE	✓	✓	✓	✓
✓	Place 12 - SN 40898	Department Parki...	CHARGING	✓	✓	✓	✓

ADMINISTRATION TOOLS

Users management

Users Create Access group Invite users

Users Access groups

Name	Users	Chargers	Actions
Employee	10	11	Edit Delete
C level	11	28	Edit Delete

© 2022 Wallbox Chargers Inc. All rights reserved [Terms of Use](#) [Privacy Policy](#)

11

Edit Access group

Name

Employee

Locations: All Chargers: All

- Department Parking 11
- SN 617455 - Commander 2 SN 617455
- SN 621298 - Commander 2 SN 621298
- SN 621298 - Commander 2 SN 621298
- SN 40894 - Place 03 - SN 40904
- SN 40902 - Place 04 - SN 40902
- SN 40891 - Place 05 - SN 40891
- SN 40892 - Place 06 - SN 40892
- SN 40895 - Place 09 - SN 40895
- SN 40896 - Place 10 - SN 40896
- SN 40897 - Place 11 - SN 40897
- SN 40898 - Place 12 - SN 40898

Visitor parking 17

Save

Simplify charger access with Access groups.

- 1 **Create** user groups
- 2 **Assign** them **chargers** or whole locations
- 3 **Assign** new **users** or existing ones to a group

Users

Create Access group

Invite users










Users Access groups

Search Users

Users: All

Employee

Type: All

User	Access group	Type
 IT Security userdemo2@wallbox.com	Employee	Admin
 Christos Trachonitis userdemo3@wallbox.com		
 Employee 2 userdemo4@wallbox.com		
 Employee 3 userdemo5@wallbox.com		
 Employee 4 userdemo6@wallbox.com		
 Employee 5 userdemo7@wallbox.com		
 Employee 6 userdemo8@wallbox.com		
 Employee 7 userdemo9@wallbox.com		
 Employee 8		

Invite users to this organization

The people you add will receive an email invitation to join this organization.

Import users using CSV file. [Download template here](#)

Browse your files or drag and drop
(Only accept files .csv)

Email	RFID (Optional)	
<input type="text" value="user1@email.com"/>	<input type="text" value="Add RFID code"/>	<input type="checkbox"/>
<input type="text" value="user2@email.com"/>	<input type="text" value="Add RFID code"/>	<input type="checkbox"/>

+ Add another user

Cancel

Continue →

ADMINISTRATION TOOLS

Users management

Agile users definition and adjustments.

- 1 Add multiple users at once via .csv assigning every setting, from RFID card details to Access groups
- 2 Assign users Admin permissions to make organization changes.
- 3 Fine tune users permissions, individually assigning additional charges or different rates.

Charging reporting

1 Filter sessions by multiple criteria

2 Export custom reports

3 Activate monthly sessions reporting

Sessions

12/1/2022 - 12/12/2022 x User: All Charger: All Department Parking x Type: All Clear all

Export Reporting

Id	Date	User	Charger	Energy	Type	Total cost	Payment
#S016M4	12/12/2022 20:48 - 20:48	CEO userdemo10+4@wallbox.com	Place 11 - SN 40887 Department Parking	10.800 kWh 1h 24m 46s	Free	€2.16	-
#S016M4	12/12/2022 19:11 - 19:11	Employee 4 userdemo8@wallbox.com	Place 11 - SN 40897 Department Parking	21.600 kWh 2h 27m 34s	Free	€4.32	-
#S016M4	12/12/2022 17:05 - 17:05	COO userdemo6+4@wallbox.com	Place 04 - SN 40902 Department Parking	10.800 kWh 1h 23m 59s	Free	€2.16	-
#S016M4	12/12/2022 12:28 - 12:28	CTO userdemo9+4@wallbox.com	Place 04 - SN 40902 Department Parking	21.600 kWh 2h 45m 47s	Free	€4.32	-
#S016M4	12/12/2022 12:21 - 12:21	CTO userdemo9+4@wallbox.com	Place 09 - SN 40895 Department Parking	0.000 kWh 50m 54s	Free	-	-
#S016M4	12/12/2022 11:10 - 11:10	CTO userdemo9+4@wallbox.com	Place 10 - SN 40896 Department Parking	10.800 kWh 1h 41m 28s	Free	€2.16	-
#S016M4	12/12/2022 11:06 - 11:06	CFO userdemo5+4@wallbox.com	Place 11 - SN 40897 Department Parking	10.800 kWh 1h 6m 45s	Free	€2.16	-
#S016KZ	10/12/2022 22:54 - 22:54	IT Security userdemo2@wallbox.com	Place 06 - SN 40892 Department Parking	10.800 kWh 1h 13m 5s	Consumed energy fee Pay per Month	€2.16	€714 Details
#S016KZ	10/12/2022 17:26 - 17:26	Employee 6 userdemo8@wallbox.com	Place 11 - SN 40897 Department Parking	10.800 kWh 1h 44m 7s	Free	€2.16	-
#S016KZ	10/12/2022 16:59 - 16:59	Employee 6 userdemo8@wallbox.com	Place 06 - SN 40892 Department Parking	21.600 kWh 2h 46m 19s	Free	€4.32	-
#S016KZ	10/12/2022 13:32 - 13:32	Employee 4 userdemo8@wallbox.com	Place 12 - SN 40898 Department Parking	21.600 kWh 2h 5m 44s	Free	€4.32	-





AUTOMATED PAYMENTS

Payment Solutions

PAY PER MONTH

✓ Works great for known or frequent drivers such as tenants and employees.



Condos



Workplaces

✓ Users access via app, RFID or touchscreen



✓ Consolidated invoice at the end of the month.





AUTOMATED PAYMENTS

Payment Solutions

PAY PER CHARGE

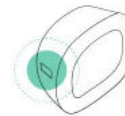
- ✓ Best fit for non-registered users such as customers or visitors.



Retail destinations

- ✓ Users access via QR code from the myWallbox app.

How do I find the QR code?
Check for a sticker located on the left side of the charger






- ✓ A unique receipt is generated per charging session.





AUTOMATED PAYMENTS

Payment charging rates

Customize your tariffs to suit your needs

Charging Fee	Variable		Time of use	AUD / hour
	Fix		Energy consumption	AUD / kWh
			Charger access	AUD / access

- ✓ All the charging fees are compatible with both Pay per Charge and Pay per Month
- ✓ Rates type and amounts can be changed at any time
- ✓ Payments are compatible with  
- ✓ A transaction fee of 5% is applied to each transaction.

Name

Variable fee

Set variable fee depending on time or energy.

Charging time fee
Price - AUD / Hour

Consumed energy fee
Price - AUD / kWh

Cost per kWh

 AUD / kWh

VAT excl.

Fixed fee

Set fixed fee for all charge sessions.

Fixed fee price

 AUD

VAT excl.

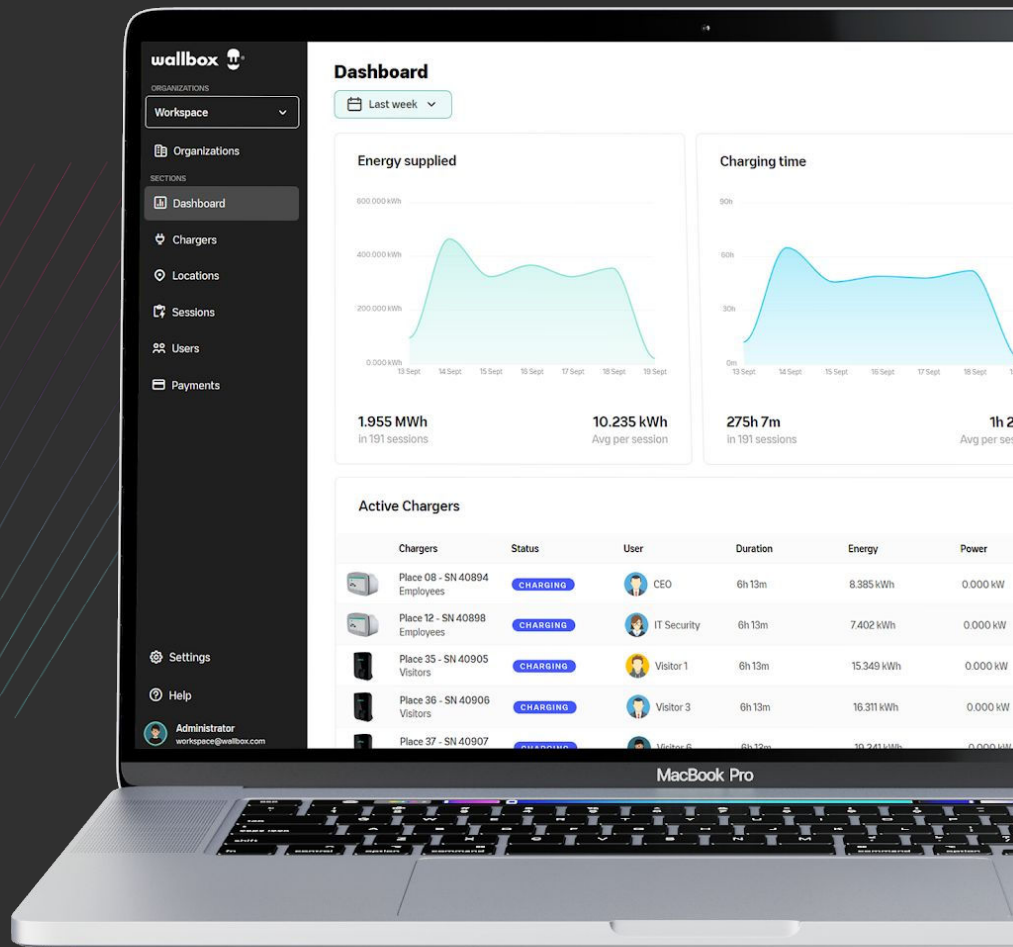
Cancel



Have questions?

Contact your Wallbox sales representative

SALES@WALLBOX.COM



Can individual installations be managed?

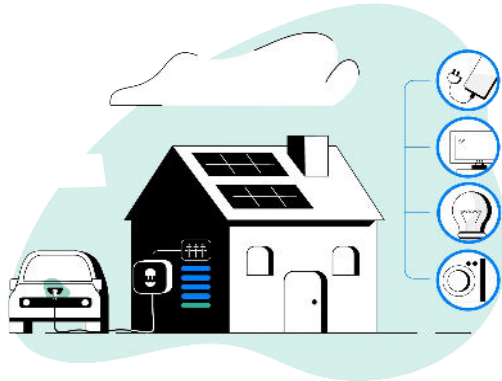
Single charger installations can be included into an organization account.

Administrators are able to both change permissions, as well as keep track of their charging consumptions.

In addition, employees with chargers installed by their employers at home, can benefit from our Home Energy Management functions.

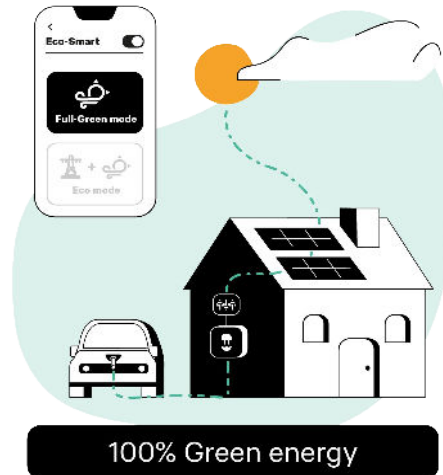
Power Boost

Dynamic load balancing to adjust in real-time the charging power according to the home available power.




Eco-Smart

Solar panels charging integration with two charging modes to suit the solar production surplus.



What is required to set automated payments?



In order to receive payment from the users using your chargers, you need a **Stripe account** linked to your myWallbox account.

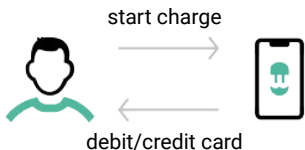
Stripe is a software platform that controls **online payments** (similar to Paypal).

You can link an existing account or even create a new one* in the myWallbox portal.

** creating and operating a Stripe account is completely free*




Pay per Charge: how do payments and fees work?



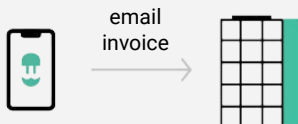
In the moment of ending a public charging session through the myWallbox app, the payment is automatically processed *



The EV driver can check the amount charged at any moment from myWallbox App



The 1st of each month, myWallbox transfers the due amount to your company Business bank account, deducting 5% as transaction fees

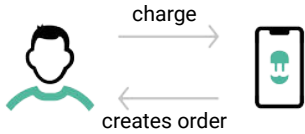


Wallbox sends your Business an invoice consolidating all their fees at the end of each month

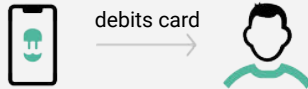
* Pay per Charge sessions require a pre-authorization sum of 50€



Pay per month: how does the payment work?




myWallbox generates an automatic order after each charging session, saved to the user's account



myWallbox charges the user's registered debit or credit card at the 1st of each month



The 1st of each month, myWallbox transfers the due amount to your company Business bank account, deducting 5% as transaction fees



The Business issues an invoice to their users for charging sessions applying the local GST. This invoice is automatically created by myWallbox and sent to users accounts.



Wallbox sends the Business an invoice consolidating all their fees at the end of each month.



Can anyone sell energy?

MID meters are required in most countries* to sell the energy provided by charging session

MID approved electricity meters are **certified to measure the energy used to charge.**



Get MID meter installed



Set up MID meter configuration



Assign a tariff from myWallbox Portal



Get paid every month

** Specific markets are subject to have more or less restrictive measurement requirements to allow energy billing.*

